



**RECEIVING
AREA**



SY-EDS4 ELECTRONIC SCALE

Dimensions: 220*160*85 m

Basic Functions: weighing/zeroing/tare/accumulation Chassis

Material:carbon steel sprayed plastic Working Environment

Temperature: -10-40°C Working Environment Humidity s85%RH.

Power Supply:AC220V or battery 6V4Ah

Display Screen:20mm LED or LCD with backlight

Resolution: Display 15,000 Internal Code:

1,000,000

Minimum Resolution:0.5uV/d

Input Signal Range:0-12. 8mV.

Excitation Voltage:3.3VDC

Drive Capacity 43500 resistance strain sensors

LEFT SINK WORKING TABLE

Dimension: 1500*700*850+100mm

Material:Stainless Steel 201

SKD design

Dimension can be customized





SY-HPF15 HIGH PRESSURE FAUCET

Dimension: 430*370*160 mm

Material: 304 stainless steel

Weight 22kg

Pipe Length: 15M

Water Inlet Port 20.5mm

Outlet Port:22mm

SY-RK412L STORAGE RACK

Material Thickness: 0.9 mm

Dimension: L 1200 * W 500 * H 1550 mm

Packing Dimension: L1210 - W510 *H180 mm

5 Tiers

SKD design

Dimension can be customized Ladder Storage Rack





**RECEIVING
AREA**

SY-DCF2 (DISMOUNTING)STAINLESS STEEL FLAT CART

Dimension: 900*550*870mm

Packing Dimension:930*580*100mm

Stainless steel thickness:1mm

Tube: @30*0.8mm

Board: 1.0mm

Round Tube



SY-RB338 STEP-ON CONTAINER

Size: 400*380*600mm

Capacity: 45.4L / 12Gal

Colour: Light Yellow

Material: HDPE(barrel body and inner barrel) and
PP Inner barrel can be took out to clean and used alone



SY-SK2 KNEE OPERATED HAND WASH BASIN

Dimension: 400*335*550 m

Packing Dimension:430*380*590 mm


Material: SUS 304

Thickness:0.8mm

Faucet Press type

Price including faucet

Faucet-Press type



SY-MWD-2 UV TUBE/LED ELECTRONICAL MOS QUITO KILER LAMPS-ENLARGE THE TUBE

Product Size: 640*60*250 m Power: 40W

Applicable Scope: 20-100M*

Voltage: 220V/50Hz

Light Color: purple

Material: steel mesh + PP shel + fireproof PC

Light Source Type: enhanced LED tube

Grid Voltage: 1200V-3000V

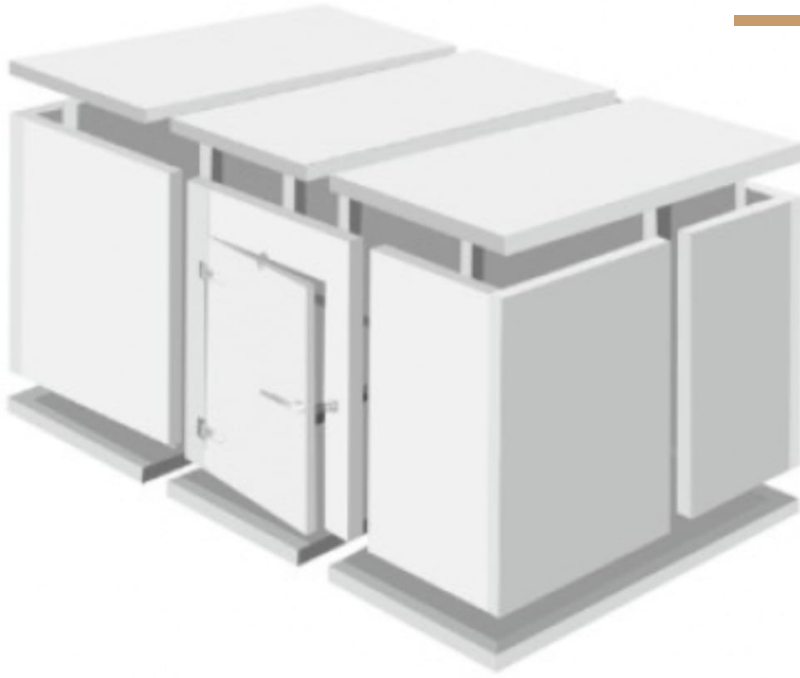
Battery Capacity: above 5001MAh

Charging Time: 2 hours



**STORAGE
AREA**

COLD ROOM



Dimension: 3400 ^ 5900*2300mm
Temperature: °C
Refrigerant: R401A
Type: Refrigerator
Compressor: Copeland
Cooling way. Ventilated (2HP, closed handpiece,
Unit cooler DL 4-. 3/20)

Dimension: 3400*5900*2300mm
Temperature: °-18C
Refrigerant: R404A
Type: Freezer
Compressor. Copeland
Cooling way. Ventilated (2HP, semi-closed handpiece,
Unit cooler:DJ-1.9/12)

SY-CRS16A COLD ROOM SHELF

Dimensions: 1525*455*1600 m
Material:PP+Iron Pipe






MOISTURE-PROOF RACK

Dimension: 1200*500*300mm

Material:Stainless Steel 201

SKD design

Dimension can be customized



SY-MWD-2

UV TUBE/LED ELECTRONICAL MOS QUITO KILER LAMPS-ENLARGE THE TUBE

Product Size: 640*60*250 m Power: 40W

Applicable Scope: 20-100M*

Voltage: 220V/50Hz

Light Color: purple

Material: steel mesh + PP shel + fireproof PC

Light Source Type: enhanced LED tube

Grid Voltage: 1200V-3000V

Battery Capacity: above 5001MAh

Charging Time: 2 hours



VEGETABLE PREP AREA

SY-RB338 STEP-ON CONTAINER



Size: 400*380*600mm

Capacity: 45.4L / 12Gal

Colour: Light Yellow

Material: HDPE(barrel body and inner barrel) and
PP Inner barrel can be took out to clean and used alone

SY-SK2 KNEE OPERATED HAND WASH BASIN

Dimension: 400*335*550 m

Packing Dimension:430*380*590 mm

Material: SUS 304

Thickness:0.8mm

Faucet Press type

Price including faucet

Faucet-Press type





SY-HPF15 HIGH PRESSURE FAUCET

Dimension: 430*370*160 mm

Material: 304 stainless steel

Weight 22kg

Pipe Length: 15M

Water Inlet Port 20.5mm

Outlet Port:22mm

SY-SK179 SINGLE SINK

Net Weight 23kg

Gross Weight: 26kg

Dimension: 900*700*850+100mm

Packing Dimension: 920*720*400mm

SKD design

Dimension can be customized





**VEGETABLE
PREP AREA**

SY-WT715B WORKING TABLE



Net Weight: 31kg
Gross Weight: 35kg
Dimension: 1500*700*850+100mm
Packing Dimension: 1520*720*150mm
SKD design
Dimension can be customized

SY-WT715 WORKING TABLE

Net Weight: 34kg
Gross Weight: 38kg
Dimension: 1500*700*850mm
Packing Dimension: 1520*720*1000mm
SKD design
Dimension can be customized





DOUBLE SINK

Dimension: 1200*700*850mm

Material:Stainless Steel 201

SKD design

Dimension can be customized

SY-GTR10A G/N PAN TROLLEY

Layers:10 layers

GN Pans: 10*1/1 Pans

Dimension: 380*550*1300mm

Packing Dimension: 1200*600*80mm

Stainless steel thickness:1.0mm

Material: SUS 201

Tube: 25*25*0.8mm

Pallet thickness: 0.8mm

Wheels: 4 inch PVC wheels

Single Line





**VEGETABLE
PREP AREA**



**SY-RB34C
RECYCLE ROUND
CONTAINER**

Size:@557 mm*H693mm

Capacity:121.1L

Colour Gray

Material:PE

**SY-RB35
DOLLY FOR THE RECYCLE
ROUND CONTAINER**


Size:@460mm*H164mm

Colour: Gray

Material:PE

With Wheel





SY-MWD-2
UV TUBE/LED
ELECTRONICAL MOS QUITO
KILER LAMPS-ENLARGE
THE TUBE

Product Size: 640*60*250 m Power: 40W

Applicable Scope: 20-100M*

Voltage: 220V/50Hz

Light Color: purple

Material: steel mesh + PP shel + fireproof PC

Light Source Type: enhanced LED tube

Grid Voltage: 1200V-3000V

Battery Capacity: above 5001MAh

Charging Time: 2 hours



**MEAT
PREP AREA**

SY-RB338 STEP-ON CONTAINER



Size: 400*380*600mm

Capacity: 45.4L / 12Gal

Colour: Light Yellow

Material: HDPE(barrel body and inner barrel) and
PP Inner barrel can be took out to clean and used alone

SY-SK2 KNEE OPERATED HAND WASH BASIN

Dimension: 400*335*550 m

Packing Dimension:430*380*590 mm

Material: SUS 304

Thickness:0.8mm

Faucet Press type

Price including faucet

Faucet-Press type



SY-WT715B
WORKING TABLE



Net Weight: 31kg
Gross Weight: 35kg
Dimension: 1500*700*850+100mm
Packing Dimension: 1520*720*150mm
SKD design
Dimension can be customized

SY-WT715
WORKING TABLE

Net Weight: 34kg
Gross Weight: 38kg
Dimension: 1500*700*850mm
Packing Dimension: 1520*720*1000mm
SKD design
Dimension can be customized





**MEAT
PREP AREA**



DOUBLE SINK

Dimension: 1200*700*850mm

Material:Stainless Steel 201

SKD design

Dimension can be customized

SY-GTR10A G/N PAN TROLLEY

Layers:10 layers

GN Pans: 10*1/1 Pans

Dimension: 380*550*1300mm

Packing Dimension: 1200*600*80mm

Stainless steel thickness:1.0mm

Material: SUS 201

Tube: 25*25*0.8mm

Pallet thickness: 0.8mm

Wheels: 4 inch PVC wheels

Single Line





SY-RB34C
RECYCLE ROUND
CONTAINER

Size:@557 mm*H693mm
Capacity:121.1L
Colour Gray
Material:PE

SY-RB35
DOLLY FOR THE RECYCLE
ROUND CONTAINER

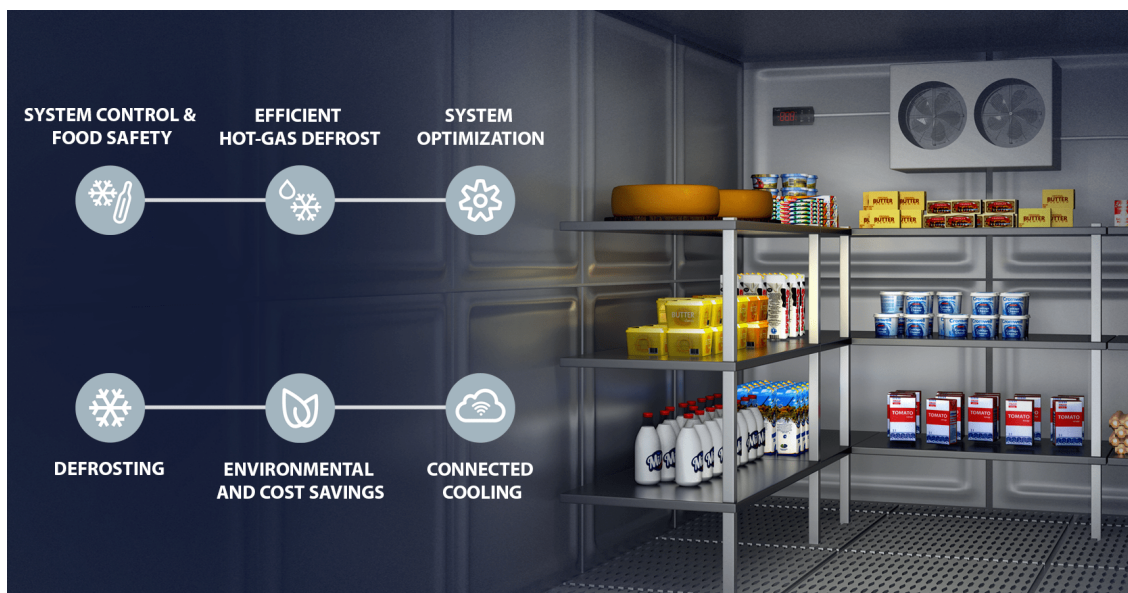
Size:@460mm*H164mm
Colour: Gray
Material:PE
With Wheel





COLD ROOM

CONNECTED COLD ROOM



Total Dimension: 5400*3700*2300mm
Chiller Dimension:3500*2550*2300mm Temperature: C°0
Refrigerant: R404A
Type: Refrigerator
Compressor: Copeland
Cooling way: Ventilated (2HP, closed handpiece, Unit cooler:DL-4.3/20)

Freezer Dimension:3500*2550*2300mm Temperature: 1-8 C
Refrigerant: R404A
Type: Freezer
Compressor: Copeland
Cooling way, Ventilated (2HP, semi-closed handpiece, Unit cooler:DJ-1.9/12)

SY-CRS16A| COLD ROOM SHELF

Dimensions: 1525°455*1600 mm
Material:PP+Iron Pipe

Dimensions: 1220*455*1600 mm
Material:PP+Iron Pipe





RICE WASHING AREA

SY-RB338 STEP-ON CONTAINER



Size: 400*380*600mm

Capacity: 45.4L / 12Gal

Colour: Light Yellow

Material: HDPE(barrel body and inner barrel) and
PP Inner barrel can be took out to clean and used alone

SY-SK2 KNEE OPERATED HAND WASH BASIN

Dimension: 400*335*550 m

Packing Dimension:430*380*590 mm

Material: SUS 304

Thickness:0.8mm

Faucet Press type

Price including faucet

Faucet-Press type





RICE WASHING AREA



SY-HPF15 HIGH PRESSURE FAUCET

Dimension: 430*370*160 m

Material: 304 stainless steel

Weight 22kg

Pipe Length: 15M

Water Inlet Port 20.5mm

Outlet Port:22mm

SY-SK179 SINGLE SINK

Net Weight 23kg

Gross Weight: 26kg

Dimension: 900*700*850+100mm

Packing Dimension: 920*720*400mm

SKD design

Dimension can be customized



SY-WT715B WORKING TABLE



Net Weight: 31kg
Gross Weight: 35kg
Dimension: 1500*700*850+100mm
Packing Dimension: 1520*720*150mm
SKD design
Dimension can be customized

SY-GTR10A G/N PAN TROLLEY

Layers:10 layers
GN Pans: 10*1/1 Pans
Dimension: 380*550*1300mm
Packing Dimension: 1200*600*80mm
Stainless steel thickness:1.0mm
Material: SUS 201
Tube: 25*25*0.8mm
Pallet thickness: 0.8mm
Wheels: 4 inch PVC wheels
Single Line





**COOKING
AREA**

**SY-GTP115E-DN
ELECTRICITY TILTING
FLAT WOK**

Voltage:380V
Power:9KW
Capacity:115L
Temperature:/
Weight:/
Packing Dimension:/



**SY-GBP 200E-DN |
ELECTRICITY TILTABLE
SOUP POT**

Voltage:380V
Power:15KW
Capacity: 200L
Temperature:/
Weight: 1250*1050*1200mm
Packing Dimension:/





SY-SH01 SMOKE HOOD

Dimension: 7500*1500*600mm

Material:Stainless Steel 201

SKD design

Dimension can be customized

Two kinds of silent oil net are available ot choose

SY-RS48 ELECTRIC RICE STEAMER

Voltage: 380V/50Hz

Power: 42KW

Pans Qty:48

Rice Amount: 192kg

Available Person: 120

Steam Time:50 minutes

Weight/

Dimension: 1470*1040*1440mm

Packing Dimension:/





**COOKING
AREA**

SY-GTR10A G/N PAN TROLLEY

Layers: 10 layers

GN Pans: 10*1/1 Pans

Dimension: 380*550*1300mm

Packing Dimension: 1200*600*80mm

Stainless steel thickness: 1.0mm

Material: SUS 201

Tube: 25*25*0.8mm

Pallet thickness: 0.8mm

Wheels: 4 inch PVC wheels

Single Line



SY-RK415P STORAGE RACK

Material Thickness: 0.9 mm

Dimension: L 1500 * W500 * H 1550 mm

Packing Dimension: L1510*W510*H180mm

4 Tiers and up

SKD design

Dimension can be customized Ladder Storage Rack

SY-WT715B WORKING TABLE

Net Weight: 31kg

Gross Weight: 35kg

Dimension: 1500*700*850+100mm

Packing Dimension: 1520*720*150mm

SKD design

Dimension can be customized



SY-SK2712 DOUBLE SINK

Net Weight 26kg

Gross Weight: 29kg

Dimension: 1200*700*850+100mm

Packing Dimension: 1220*720*400mm

SKD design

Dimension can be customized





**COOKING
AREA**

SY-RB338 STEP-ON CONTAINER



Size: 400*380*600mm

Capacity: 45.4L / 12Gal

Colour: Light Yellow

Material: HDPE(barrel body and inner barrel) and
PP Inner barrel can be took out to clean and used alone

SY-SK2 KNEE OPERATED HAND WASH BASIN

Dimension: 400*335*550 m

Packing Dimension:430*380*590 mm

Material: SUS 304

Thickness:0.8mm

Faucet Press type

Price including faucet

Faucet-Press type





SY-HPF15 HIGH PRESSURE FAUCET

Dimension: 430*370*160 m


Material: 304 stainless steel

Weight 22kg

Pipe Length: 15M

Water Inlet Port 20.5mm

Outlet Port:22mm



SY-MWD-2 UV TUBE/LED ELECTRONICAL MOS QUITO KILER LAMPS-ENLARGE THE TUBE

Product Size: 640*60*250 m Power: 40W

Applicable Scope: 20-100M*

Voltage: 220V/50Hz

Light Color: purple

Material: steel mesh +PP shel +fireproof PC

Light Source Type: enhanced LED tube

Grid Voltage: 1200V-3000V

Battery Capacity: above 5001MAh

Charging Time: 2 hours



FOOD SORTING AND PACKING



SY-FWC11 (H) SINGLE DOOR INSULATED DINING CAR

Voltage: 220V/50Hz

Power: 2.62KW

Temperature: 50 C 85C-

Weight/

Dimension: 730*940*1820mm

Packing Dimension:/

SY-GTR10A G/N PAN TROLLEY

Layers: 10 layers

GN Pans: 10*1/1 Pans

Dimension: 380*550*1300mm

Packing Dimension: 1200*600*80mm

Stainless steel thickness: 1.0mm

Material: SUS 201

Tube: 25*25*0.8mm

Pallet thickness: 0.8mm

Wheels: 4 inch PVC wheels

Single Line



SY-WT715 WORKING TABLE

Net Weight: 34kg
Gross Weight:38kg
Dimension: 1500*700*850mm
Packing Dimension: 1520*720*1000mm
SKD design
Dimension can be customized



SY-RB338 STEP-ON CONTAINER



Size: 400*380*600mm
Capacity: 45.4L / 12Gal
Colour: Light Yelow
Material: HDPE(barrel body and inner barrel) and
PP Inner barrel can be took out to clean and used alone



FOOD SORTING AND PACKING

SY-SK2 KNEE OPERATED HAND WASH BASIN

Dimension: 400*335*550 m

Packing Dimension:430*380*590 mm

Material: SUS 304

Thickness:0.8mm

Faucet Press type

Price including faucet

Faucet-Press type





RECYCLE CUTLERY WASHING AREA

SY-SK179 SINGLE SINK

Net Weight 23kg

Gross Weight: 26kg

Dimension: 900*700*850+100mm

Packing Dimension: 920*720*400mm

SKD design

Dimension can be customized



SY-WT718D-DM WASTE COLLECTOR BENCH

Dimension: 1400*700*850mm

Material: Stainless Steel 201

SKD design

Dimension can be customized



RECYCLE CUTLERY WASHING AREA



SY-RB34C RECYCLE ROUND CONTAINER

Size:@557 mm*H693mm

Capacity:121.1L

Colour Gray

Material:PE

SY-RB35 DOLLY FOR THE RECYCLE ROUND CONTAINER

Size:@460mm*H164mm

Colour: Gray

Material:PE

With Wheel



DOUBLE-HOLE WASTE COLLECTOR BENCH

Dimension: 1800*700*850+100mm

Material:Stainless Steel 201

SKD design

Dimension can be customized



SY-DCC2B

STAINLESS STEEL COLLECTING CART



Stainless Steel Two-Layer Dish Colecting Cart

Layers 2layers

Dimension: 850*450*900mm

Packing Dimension: 860*480*140mm

Stainless steel thickness: 1mm

Tube: 25*25*0.8mm

Board: 0.5mm

Middle Size

Square Tube



RECYCLE CUTLERY WASHING AREA

SY-RB338

STEP-ON CONTAINER



Size: 400*380*600mm

Capacity: 45.4L / 12Gal

Colour: Light Yellow

Material: HDPE(barrel body and inner barrel) and
PP Inner barrel can be took out to clean and used alone

SY-SK2

KNEE OPERATED HAND WASH BASIN

Dimension: 400*335*550 m

Packing Dimension:430*380*590 mm

Material: SUS 304

Thickness:0.8mm

Faucet Press type

Price including faucet

Faucet-Press type





SY-HPF15 HIGH PRESSURE FAUCET

Dimension: 430*370*160 m

Material: 304 stainless steel

Weight 22kg

Pipe Length: 15M

Water Inlet Port 20.5mm

Outlet Port:22mm



SY-RK415P STORAGE RACK

Material Thickness: 0.9 m

Dimension: L 1500 * W500 *H 1550 mm

Packing Dimension: L1510•W510*H180m

4 Tiers and up

SKD design

Dimension can be customized Ladder Storage Rack




RECYCLE CUTLERY WASHING AREA

SY-DCF2 (DISMOUNTING)STAINLESS STEEL FLAT CART

Dimension: 900*550*870mm
Packing Dimension:930*580*100mm
Stainless steel thickness:1mm
Tube: @30*0.8mm
Board: 1.0mm
Round Tube



SY-MWD-2 UV TUBE/LED ELECTRONICAL MOS QUITO KILER LAMPS-ENLARGE THE TUBE



Product Size: 640*60*250 m Power: 40W
Applicable Scope: 20-100M*
Voltage: 220V/50Hz
Light Color: purple
Material: steel mesh +PP shel +fireproof PC
Light Source Type: enhanced LED tube
Grid Voltage: 1200V-3000V
Battery Capacity: above 5001MAh
Charging Time: 2 hours



**GARBAGE
ROOM**



SY-HPF15 HIGH PRESSURE FAUCET

Dimension: 430*370*160 m

Material: 304 stainless steel

Weight 22kg

Pipe Length: 15M

Water Inlet Port 20.5mm

Outlet Port:22mm

240L GARBAGE CAN

Deterson: 737-5801050m.


Material:HDPE

Color: Black,green,red, blue





**GARBAGE
ROOM**



STORAGE RACK (GARBAGE CAN DRAIN)

Dimension: 1500*500*1550mm

Material StainlessSteel 201

SKD design

Dimension can be customized

SY-SK2 KNEE OPERATED HAND WASH BASIN

Dimension: 400*335*550 m

Packing Dimension:430*380*590 mm

Material: SUS 304


Thickness:0.8mm

Faucet Press type

Price including faucet

Faucet-Press type





SY-MWD-2
UV TUBE/LED
ELECTRONICAL MOS QUITO
KILER LAMPS-ENLARGE
THE TUBE

Product Size: 640*60*250 m Power: 40W

Applicable Scope: 20-100M*

Voltage: 220V/50Hz

Light Color: purple

Material: steel mesh +PP shel +fireproof PC

Light Source Type: enhanced LED tube

Grid Voltage: 1200V-3000V

Battery Capacity: above 5001MAh

Charging Time: 2 hours